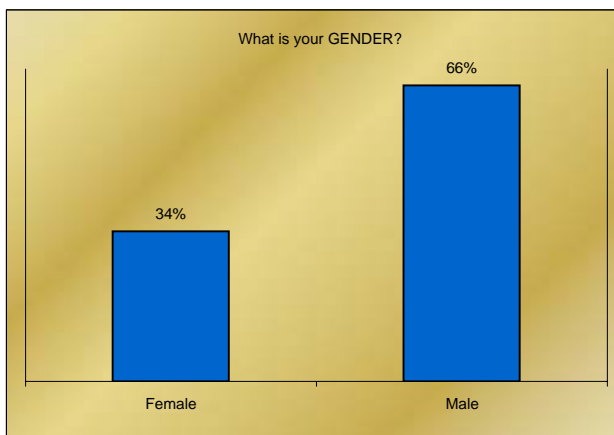


Kings County Blueprint Wrap-up Workshop Results- May 22, 2008

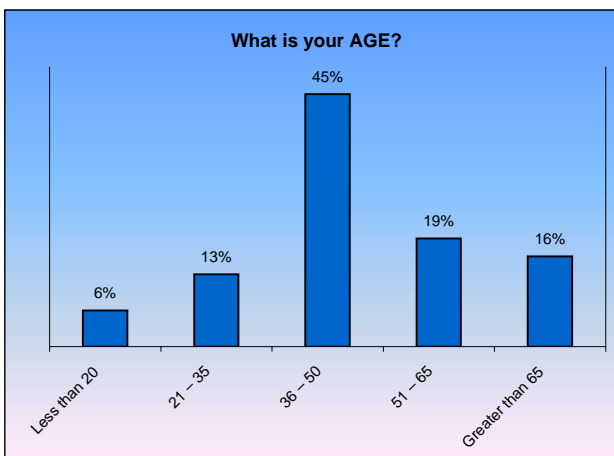
1.) 1. What is your GENDER?

	Responses	
Female	10	34%
Male	21	66%
Totals	31	100%



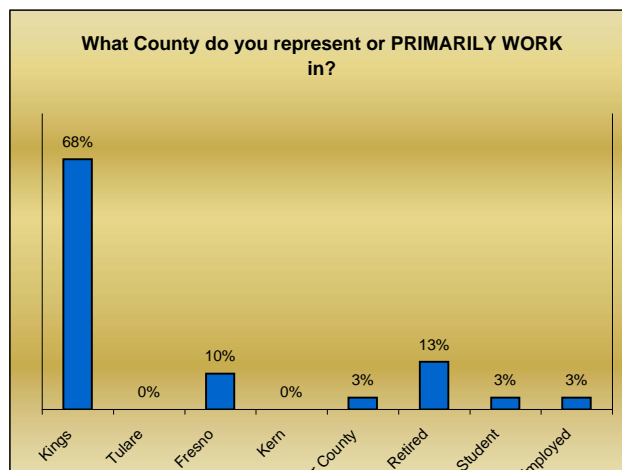
2.) 2. What is your AGE?

	Responses	
Less than 20	2	6%
21 – 35	4	13%
36 – 50	14	45%
51 – 65	6	19%
Greater than 65	5	16%
Totals	31	100%

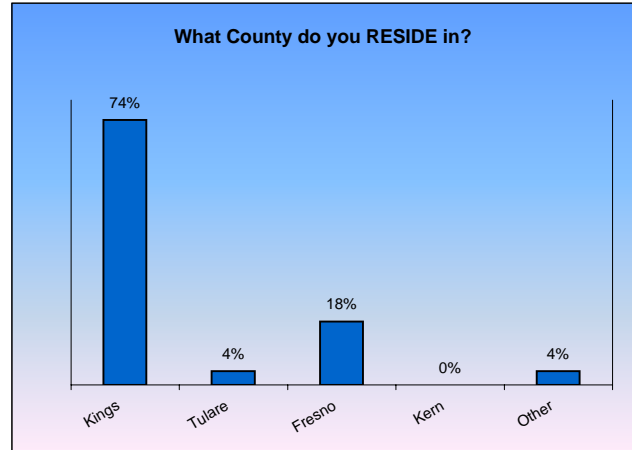


3.) 3. Part 1: What County do you represent or PRIMARILY WORK in?

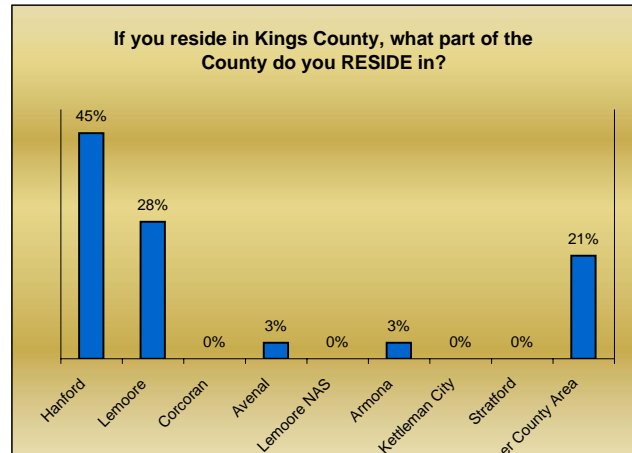
	Responses	
Kings	21	68%
Tulare	0	0%
Fresno	3	10%
Kern	0	0%
Other County	1	3%
Retired	4	13%
Student	1	3%
Not Employed	1	3%
Totals	31	100%



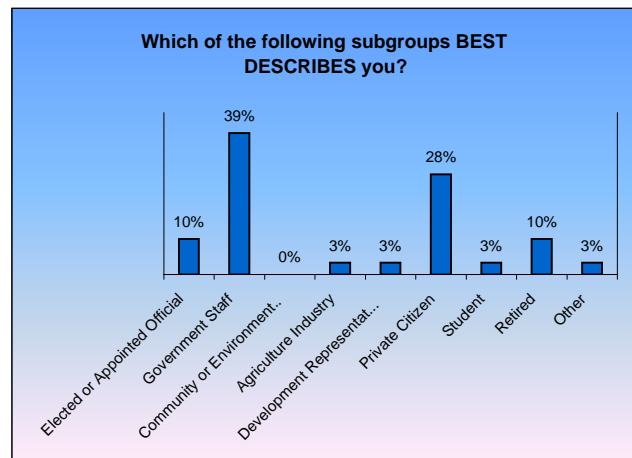
4.) 3. Part 2: What County do you RESIDE in?	Responses	
Kings	23	74%
Tulare	1	4%
Fresno	6	18%
Kern	0	0%
Other	1	4%
Totals	31	100%



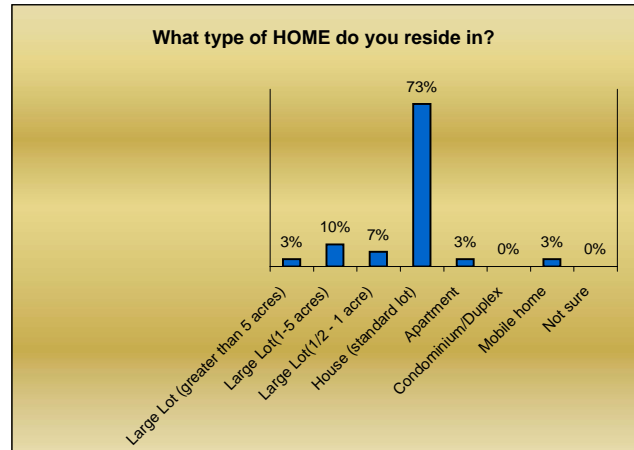
5.) 3. Part 3: If you reside in Kings County, what part of the County do you RESIDE in?	Responses	
Hanford	14	45%
Lemoore	9	28%
Corcoran	0	0%
Avenal	1	3%
Lemoore NAS	0	0%
Armona	1	3%
Kettleman City	0	0%
Stratford	0	0%
Other County Area	6	21%
Totals	31	100%



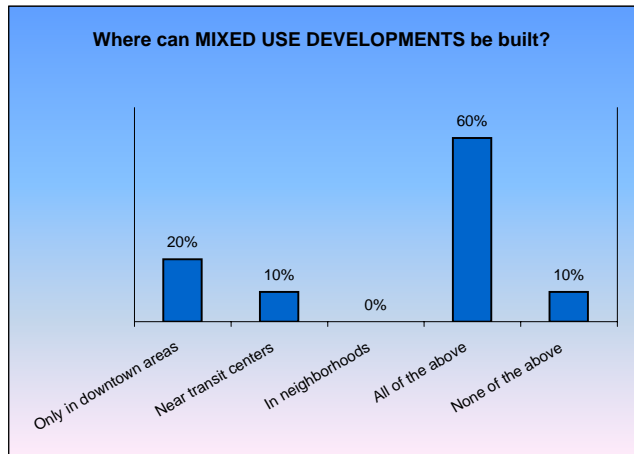
6.) 4. Which of the following subgroups BEST DESCRIBES you?	Responses	
Elected or Appointed Official	3	10%
Government Staff	12	39%
Community or Environmental Group	0	0%
Agriculture Industry	1	3%
Development Representative /Consultant	1	3%
Private Citizen	9	28%
Student	1	3%
Retired	3	10%
Other	1	3%
Totals	31	100%



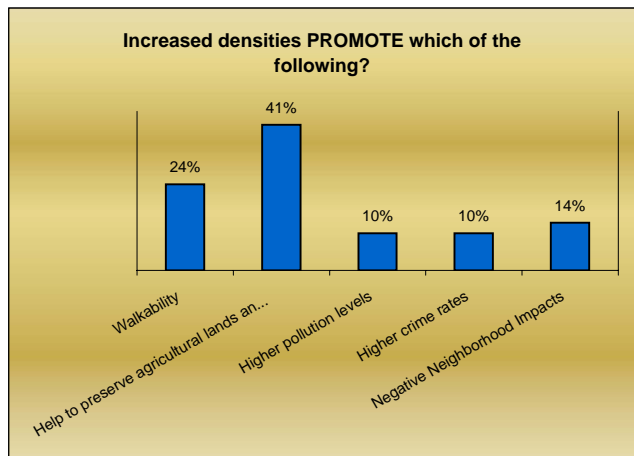
7.) 5. What type of HOME do you reside in?	Responses	
Large Lot (greater than 5 acres)	1	3%
Large Lot(1-5 acres)	3	10%
Large Lot(1/2 - 1 acre)	2	7%
House (standard lot)	22	73%
Apartment	1	3%
Condominium/Duplex	0	0%
Mobile home	1	3%
Not sure	0	0%
Totals	30	100%



8.) 6. Where can MIXED USE DEVELOPMENTS be built?	Responses	
Only in downtown areas	6	20%
Near transit centers	3	10%
In neighborhoods	0	0%
All of the above	19	60%
None of the above	3	10%
Totals	31	100%

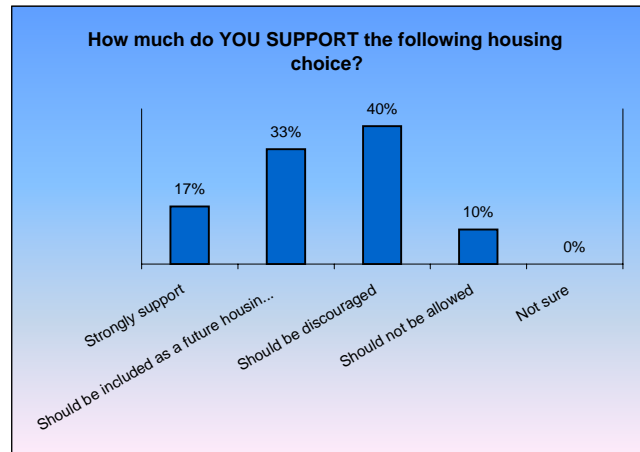


9.) 7. Increased densities PROMOTE which of the following?	Responses	
Walkability	7	24%
Help to preserve agricultural lands and other sensitive	12	41%
Higher pollution levels	3	10%
Higher crime rates	3	10%
Negative Neighborhood Impacts	4	14%
Totals	30	100%



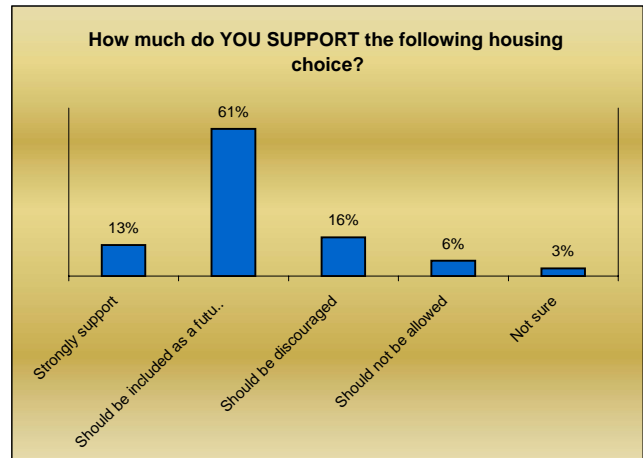
10.) 8. How much do YOU SUPPORT the following housing choice?

	Responses	
Strongly support	5	17%
Should be included as a future housing choice...	10	33%
Should be discouraged	12	40%
Should not be allowed	3	10%
Not sure	0	0%
Totals	30	100%



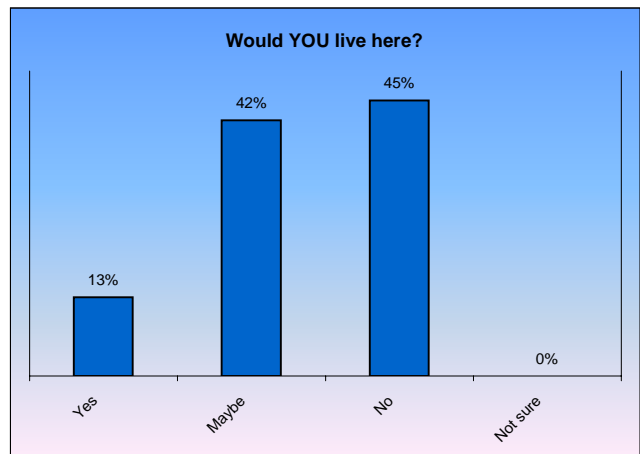
11.) 9. How much do YOU SUPPORT the following housing choice?

	Responses	
Strongly support	4	13%
Should be included as a future housing choice...	19	61%
Should be discouraged	5	16%
Should not be allowed	2	6%
Not sure	1	3%
Totals	31	100%



12.) 10. Would YOU live here?

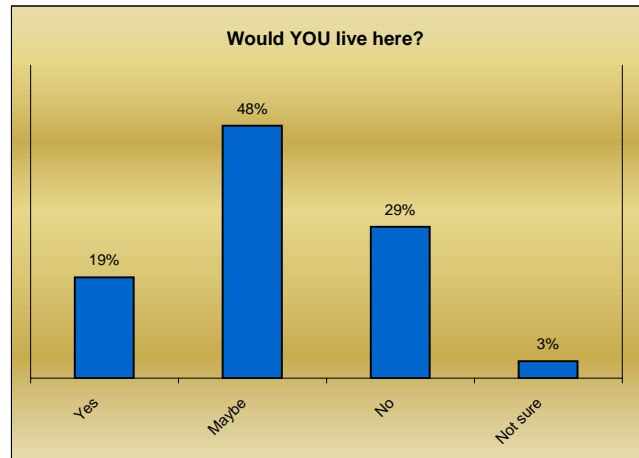
	Responses	
Yes	4	13%
Maybe	13	42%
No	14	45%
Not sure	0	0%
Totals	31	100%



13.) 11. Would YOU live here?

Responses

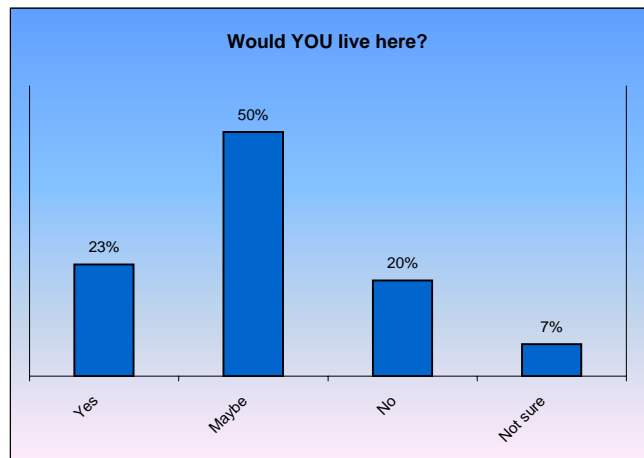
Yes	6	19%
Maybe	15	48%
No	9	29%
Not sure	1	3%
Totals	31	100%



14.) 12. Would YOU live here?

Responses

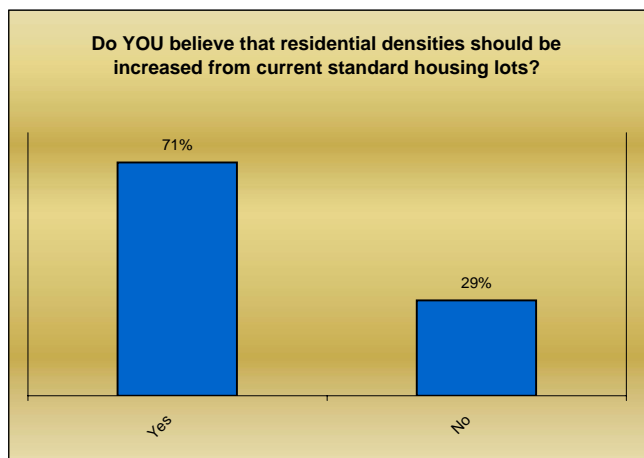
Yes	7	23%
Maybe	15	50%
No	6	20%
Not sure	2	7%
Totals	30	100%



15.) 13. Do YOU believe that residential densities should be increased from current standard housing lots?

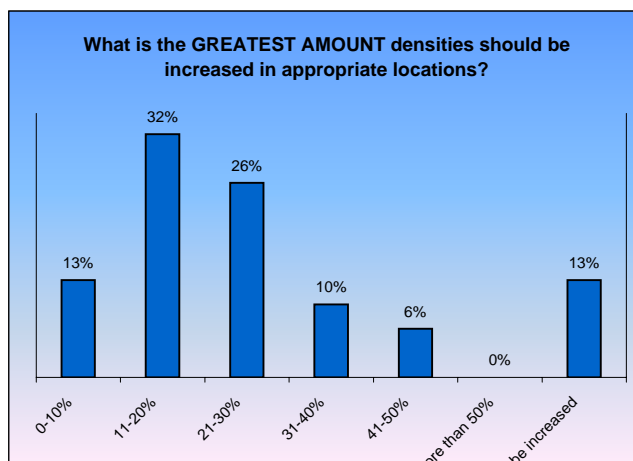
Responses

Yes	22	71%
No	9	29%
Totals	31	100%



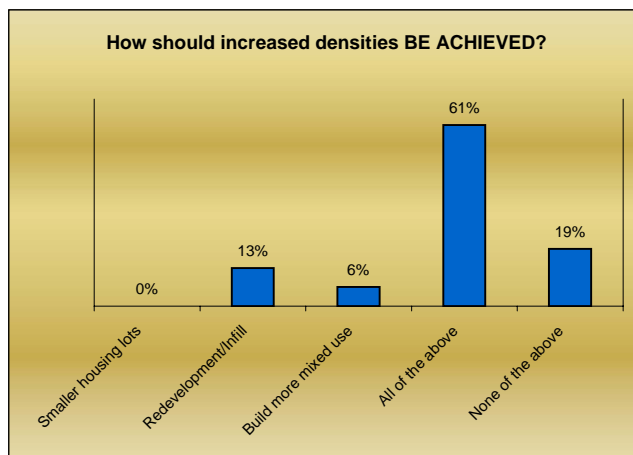
16.) 14. What is the GREATEST AMOUNT densities should be increased in appropriate locations?

	Responses	
0-10%	4	13%
11-20%	10	32%
21-30%	8	26%
31-40%	3	10%
41-50%	2	6%
More than 50%	0	0%
Should not be increased	4	13%
Totals	31	100%



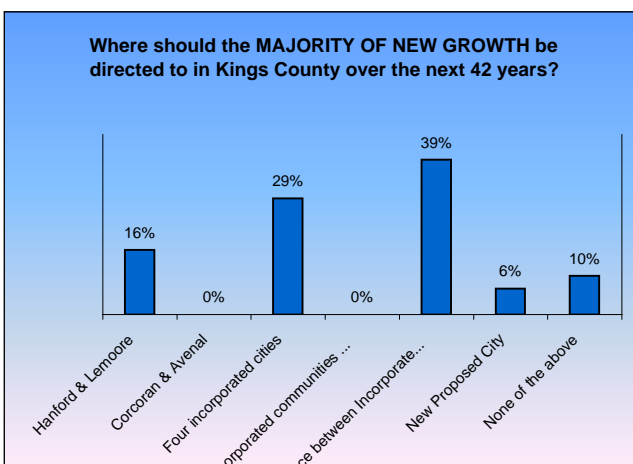
17.) 15. How should increased densities BE ACHIEVED?

	Responses	
Smaller housing lots	0	0%
Redevelopment/Infill	4	13%
Build more mixed use	2	6%
All of the above	19	61%
None of the above	6	19%
Totals	31	100%



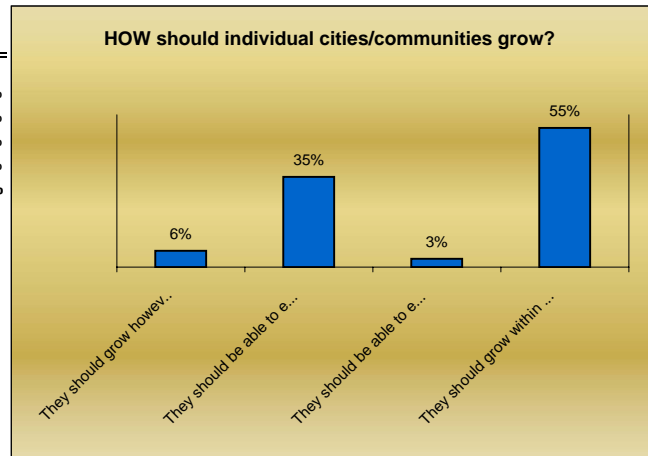
18.) 16. Where should the MAJORITY OF NEW GROWTH be directed to in Kings County over the next 42 years?

	Responses	
Hanford & Lemoore	5	16%
Corcoran & Avenal	0	0%
Four incorporated cities	9	29%
Unincorporated communities only	0	0%
Balance between Incorporated and Unincorporated	12	39%
New Proposed City	2	6%
None of the above	3	10%
Totals	31	100%



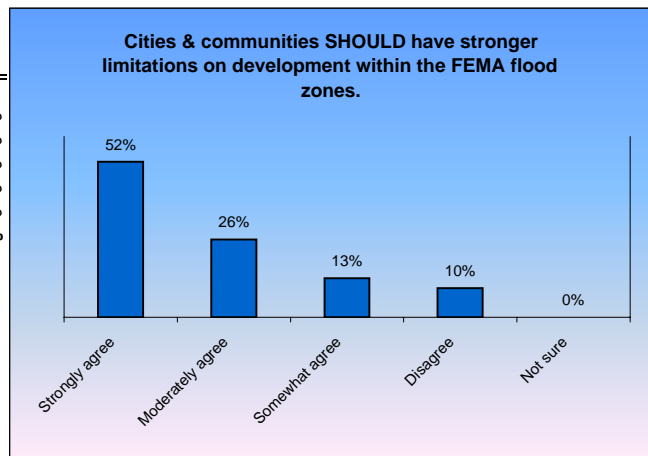
19.) 17. HOW should individual cities/communities grow?

	Responses	
They should grow however they want	2	6%
They should be able to extend slightly beyond...	11	35%
They should be able to extend past their prim...	1	3%
They should grow within their primary growth...	17	55%
Totals	31	100%



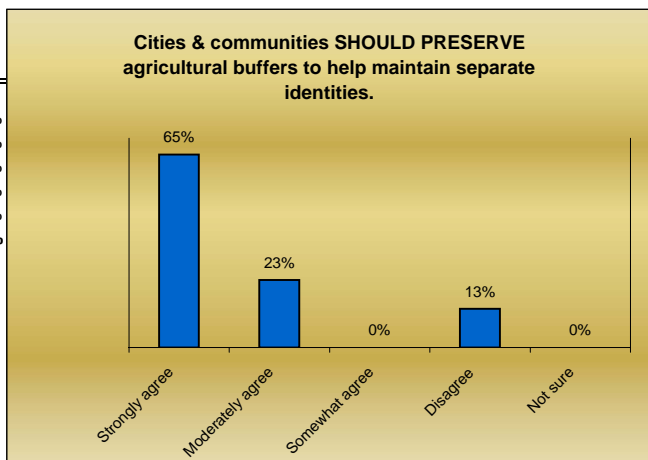
20.) 18. Cities & communities SHOULD have stronger limitations on development within the FEMA flood zones.

	Responses	
Strongly agree	16	52%
Moderately agree	8	26%
Somewhat agree	4	13%
Disagree	3	10%
Not sure	0	0%
Totals	31	100%



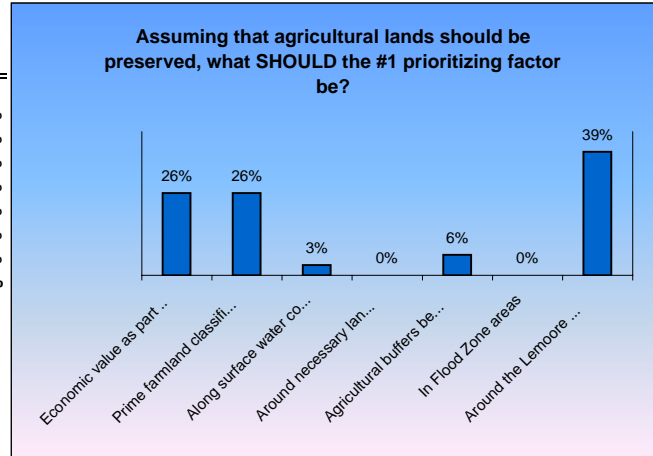
21.) 19. Cities & communities SHOULD PRESERVE agricultural buffers to help maintain separate identities.

	Responses	
Strongly agree	20	65%
Moderately agree	7	23%
Somewhat agree	0	0%
Disagree	4	13%
Not sure	0	0%
Totals	31	100%



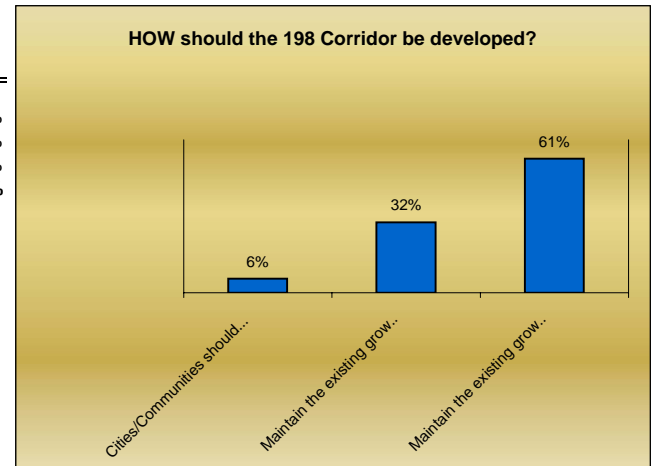
22.) 20. Assuming that agricultural lands should be preserved, what SHOULD the #1 prioritizing factor be?

	Responses	
Economic value as part of the County's econom...	8	26%
Prime farmland classification (Dept. of Conse...	8	26%
Along surface water corridors (ex. Kings Rive...	1	3%
Around necessary land needed to support dairi...	0	0%
Agricultural buffers between Hanford, Armona,...	2	6%
In Flood Zone areas	0	0%
Around the Lemoore Naval Air Station	12	39%
Totals	31	100%



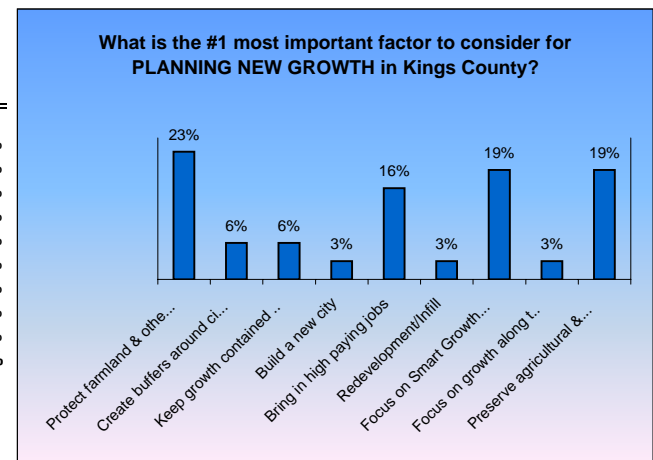
23.) 21. HOW should the 198 Corridor be developed?

	Responses	
Cities/Communities should grow along the corridor	2	6%
Maintain the existing growth boundaries	10	32%
Maintain the existing growth boundaries and focus on agriculture	19	61%
Totals	31	100%



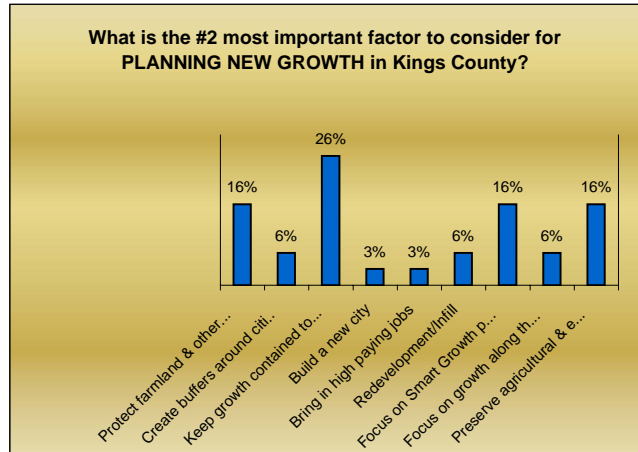
24.) 22. What is the #1 most important factor to consider for PLANNING NEW GROWTH in Kings County?

	Responses	
Protect farmland & other sensitive environments	7	23%
Create buffers around cities to maintain individuality	2	6%
Keep growth contained to the city/community plan	2	6%
Build a new city	1	3%
Bring in high paying jobs	5	16%
Redevelopment/Infill	1	3%
Focus on Smart Growth practices (smaller lots, etc.)	6	19%
Focus on growth along the 198 & 43 transportation corridors	1	3%
Preserve agricultural & environmental lands as much as possible	6	19%
Totals	31	100%



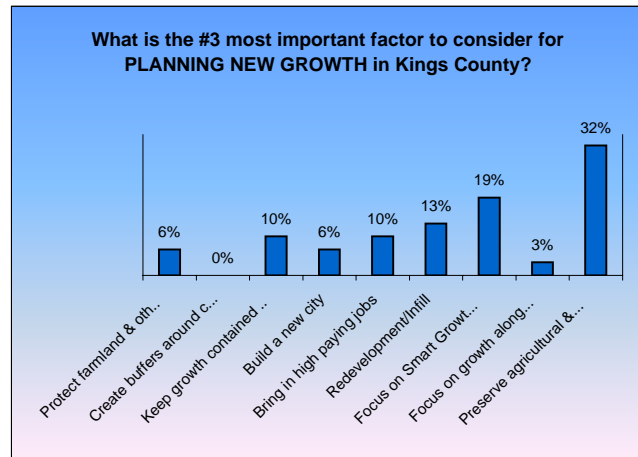
25.) 23. What is the #2 most important factor to consider for PLANNING NEW GROWTH in Kings County?

	Responses	
Protect farmland & other sensitive environmen...	5	16%
Create buffers around cities to maintain indi...	2	6%
Keep growth contained to the city/community p...	8	26%
Build a new city	1	3%
Bring in high paying jobs	1	3%
Redevelopment/Infill	2	6%
Focus on Smart Growth practices (smaller lots...	5	16%
Focus on growth along the 198 & 43 transporta...	2	6%
Preserve agricultural & environmental lands a...	5	16%
Totals	31	100%



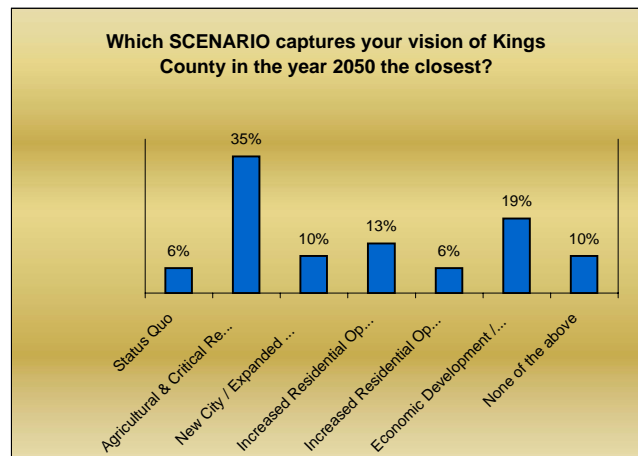
26.) 24. What is the #3 most important factor to consider for PLANNING NEW GROWTH in Kings County?

	Responses	
Protect farmland & other sensitive environmen...	2	6%
Create buffers around cities to maintain indi...	0	0%
Keep growth contained to the city/community p...	3	10%
Build a new city	2	6%
Bring in high paying jobs	3	10%
Redevelopment/Infill	4	13%
Focus on Smart Growth practices (smaller lots...	6	19%
Focus on growth along the 198 & 43 transporta...	1	3%
Preserve agricultural & environmental lands a...	10	32%
Totals	31	100%

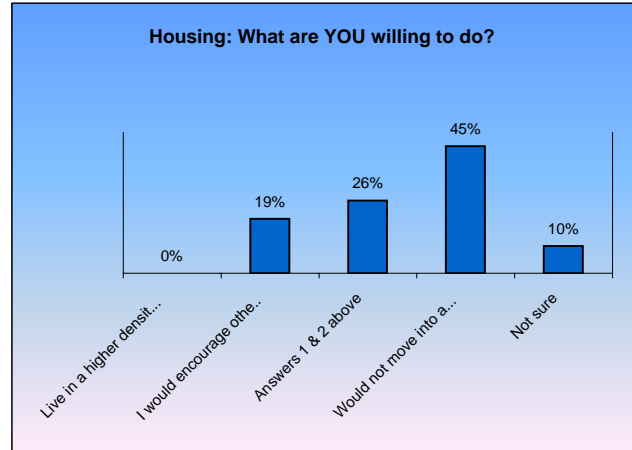


27.) 25. Which SCENARIO captures your vision of Kings County in the year 2050 the closest?

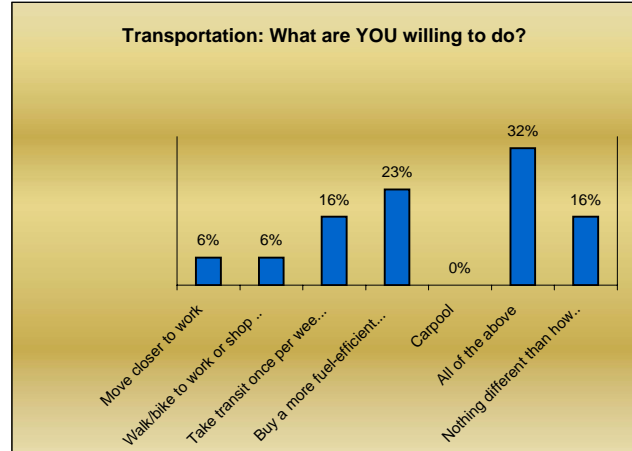
	Responses	
Status Quo	2	6%
Agricultural & Critical Resource Protection	11	35%
New City / Expanded Communities	3	10%
Increased Residential Option A	4	13%
Increased Residential Option B	2	6%
Economic Development / Transportation Corrido...	6	19%
None of the above	3	10%
Totals	31	100%



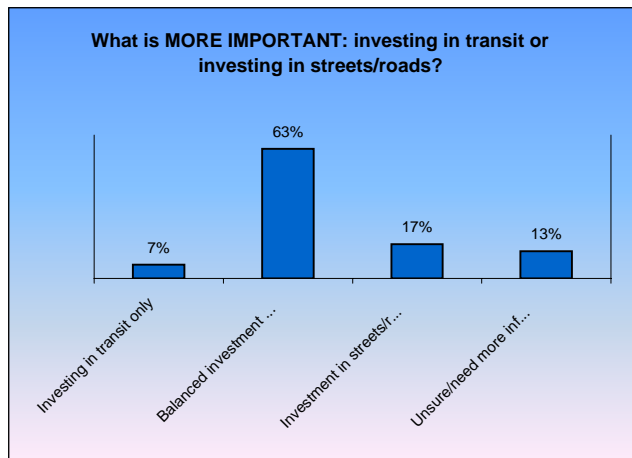
28.) 26. Housing: What are YOU willing to do?	Responses	
Live in a higher density development	0	0%
I would encourage others to move into higher...	6	19%
Answers 1 & 2 above	8	26%
Would not move into a higher density developm...	14	45%
Not sure	3	10%
Totals	31	100%



29.) 27. Transportation: What are YOU willing to do?	Responses	
Move closer to work	2	6%
Walk/bike to work or shop at least once a wee...	2	6%
Take transit once per week if buses or light...	5	16%
Buy a more fuel-efficient vehicle (if you do...	7	23%
Carpool	0	0%
All of the above	10	32%
Nothing different than how I travel now	5	16%
Totals	31	100%

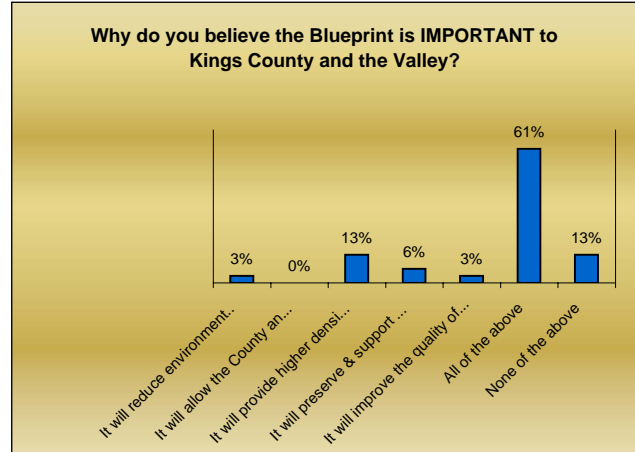


30.) 28. What is MORE IMPORTANT: investing in transit or investing in streets/roads?	Responses	
Investing in transit only	2	7%
Balanced investment between transit and stree...	19	63%
Investment in streets/roads only	5	17%
Unsure/need more information	4	13%
Totals	30	100%



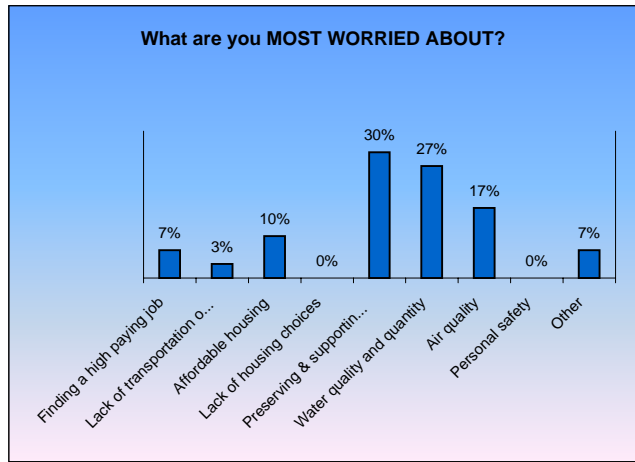
31.) 29. Why do you believe the Blueprint is IMPORTANT to Kings County and the Valley?

	Responses	
It will reduce environmental impacts such as...	1	3%
It will allow the County and the Valley to re...	0	0%
It will provide higher densities that will su...	4	13%
It will preserve & support prime farmland, wa...	2	6%
It will improve the quality of life for futur...	1	3%
All of the above	19	61%
None of the above	4	13%
Totals	31	100%



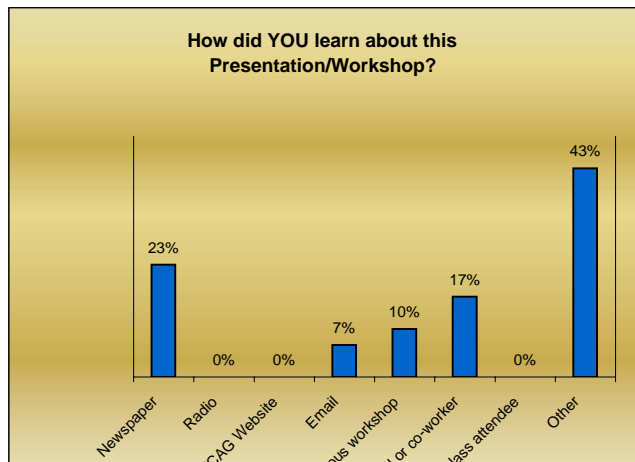
32.) 30. What are you MOST WORRIED ABOUT?

	Responses	
Finding a high paying job	2	7%
Lack of transportation options	1	3%
Affordable housing	3	10%
Lack of housing choices	0	0%
Preserving & supporting prime farmland & envi...	9	30%
Water quality and quantity	8	27%
Air quality	5	17%
Personal safety	0	0%
Other	2	7%
Totals	30	100%



33.) 31. How did YOU learn about this Presentation/Workshop?

	Responses	
Newspaper	7	23%
Radio	0	0%
KCAG Website	0	0%
Email	2	7%
At a previous workshop	3	10%
From a friend or co-worker	5	17%
College class attendee	0	0%
Other	13	43%
Totals	30	100%



34.) 32. How EFFECTIVE was this workshop/presentation?

	Responses	
Not at all effective/informative	1	3%
Not very effective/informative	1	3%
Somewhat effective/informative	3	10%
Effective/informative	19	61%
Very effective/informative	7	23%
Totals	31	100%

