




**Table 18
COMPATIBILITY OF LAND USES TO NOISE ENVIRONMENTS**

LAND USE RECEPTORS	EXTERIOR NOISE	INTERIOR NOISE
	EXPOSURE ALLOWANCES (in decibels (Ldn))	EXPOSURE ALLOWANCES (in decibels (Ldn))
AGRICULTURAL: Agricultural & Intensive Agricultural Uses	< 70	
	70-75	
	> 75	
COMMERCIAL: Retail sales, Office buildings, Professional services, Commercial business	< 70	
	70-75	
	> 75	
INDUSTRIAL: Industrial, Manufacturing, Utility, and Waste Disposal Facilities	< 70	
	70-75	
	> 75	
INSTITUTIONAL - NOISE SENSITIVE: Schools, Hospitals, Nursing homes, Libraries, Churches	< 65	< 45
	65-70	
	> 70	> 45
INSTITUTIONAL - NON-NOISE SENSITIVE: Auditoriums, Theaters	< 70	
	> 70	
	< 70	
OUTDOOR ACTIVITIES: Golf courses, Riding stables, Water recreation, Cemeteries	< 70	
	> 70	
OUTDOOR RECREATION: Playgrounds, Neighborhood parks	< 70	
	> 70	
RECREATIONAL: Outdoor spectator sports activities, Sports arenas/stadiums	< 70	
	> 70	
RESIDENTIAL - MULTIPLE FAMILY	< 65	< 45
	65-70	
	> 70	> 45
RESIDENTIAL - SINGLE FAMILY	< 60	< 45
	60-70	
	> 70	> 45
RESIDENTIAL - RURAL RESIDENTIAL	< 65	< 45
	65-70	
	> 70	> 45
TRANSIENT LODGING - MOTELS, HOTELS, RV PARKS,	< 65	< 45
	65-70	
	> 70	> 45

LEGEND

	Acceptable
	Conditionally Acceptable
	Unacceptable
<	Less than
>	Greater than

*Note: The above table applies both to encroachment on new land uses by existing noise sources, and to encroach noise sources on existing land uses.
When noise is measured in hourly Leq, 50 Leq shall be the equivalent standard for 60 Ldn or CNEL.